



**ELITE PLUS, ELITE
WALL TILE COLLECTION**
30x60 CM & 30x45 CM



30X60, 30X45 cm Wall Concepts

Tiles play an important role in defining the look of our homes. Digitally printed tiles are in vogue as they have the power to transform a plain, mundane wall into a lively, magical one. Creatively done up walls not only make the entire home look exquisite but also lend a warm and welcoming feel to your space.

In digital tiles natural designs such as marble, wood or natural stones are the most sought after. Keeping in mind the latest trend, Johnson presents a stunning and exciting series of Digital Wall Tiles that have replicated marble, wood and stone designs in more refined and razor sharp quality in 2 convenient sizes of 30X60 & 30X45 cm.

With wide range of real life, breathtaking designs to choose from, Johnson Digital Wall Tiles will create astounding effects on your walls. Now flaunt the designs of your choice to enliven your walls so much so that they become a point of discussion.





PLANEX

WALL

30x60 cm

Glossy	08
Glossy Kitchen Concepts	25
Glossy Elevation	27
Matt	28
Matt Elevation	30
Fillet	32

30x45 cm

Glossy	36
Glossy Kitchen Concepts	56
Glossy - Pooja	62
Glossy Elevation - HT	64
Glossy Elevation	64
Matt	66
Matt Elevation - HT	68
Matt Elevation	69

Technical & Packing Details	74
Branch & EC Details	75

Colors shown are as accurate as the limitations of the printing process will allow. Prospective customers are advised to inspect a sample of the tile before ordering. Every effort has been made to ensure the accuracy of the information given. However, the company reserves the right to change the specifications without prior notice. Sometimes, variations in shade or size may occur which is inherent to the ceramic industry. Before fixing the tiles, we urge you to read and follow the fixing instructions given on the carton box of the tiles. The company will not take any responsibility and will not accept any complaints of shade, size or planarity once the tiles have been fixed.

Although every effort is made to ascertain that all the information provided in this brochure is accurate before printing, errors may still happen. Please contact the local branch office for updated information before placing orders. The information contained in this catalog is given in good faith. The Company takes no liability on account of any loss or damage either consequential or otherwise as a result of the information provided therein.



30X60 CM WALL CONCEPTS



Extensive
Design Range



Interior Wall
Application



Easy
Maintenance




Digitally
Printed



High Quality
Glazing



WALL



BALISTA LT



BARSTOW LT



BLOSSOMS LT



BALISTA HL



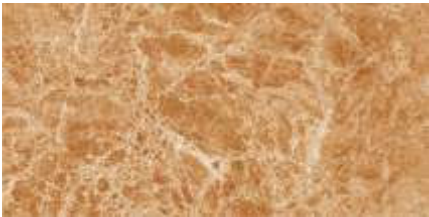
BARSTOW HL



BLOSSOMS BIRDS HL



BALISTA DK



BARSTOW DK



BLOSSOMS FLORA HL



BLOSSOMS DK

FLOOR



BALISTA - MATT
30x30 cm CF#




BARSTOW - MATT
30x30 cm CF#



BLOSSOMS - MATT
30x30cm CF#


CF#-COORDINATED FLOOR TILE



WALL



CEMENTO WHITE




CEMENTO WHITE



CHESTNUT IVORY



CEMENTO AVENUE HL



CEMENTO RETRO HL



CHESTNUT DECOR




CEMENTO ETERNO HL



CEMENTO GRIS



CHESTNUT BEIGE



CEMENTO GRIS

FLOOR



CEMENTO GRIS - MATT
30x30cm CF#



CEMENTO GRIS - MATT
30x30cm CF#



CHESTNUT BEIGE - MATT
30x30cm CF#

CF#-COORDINATED FLOOR TILE



COASTAL WHITE



CONVEX DARK



CUDJEE LT



COASTAL HL



CUDJEE HL



COASTAL DK



CUDJEE DK

FLOOR



COASTAL - MATT
30x30 cm CF#




CUDJEE - MATT
30x30cm CF#


WALL



DREAMS WHITE



EASTUARY LT



FILBIN LT



DREAMS FLORA HL*



EASTUARY HL



FILBIN HL



DREAMS FLORA HL*



EASTUARY DK




FILBIN DK



DREAMS NERO

FLOOR



DREAMS NERO-MATT
30x30cm CF#



EASTUARY - MATT
30x30cm CF#



FILBIN - MATT
30x30 cm CF#


*RANDOM PHASES AVAILABLE CF#-COORDINATED FLOOR TILE



FLIN LT



GARNET LT



JOVE WHITE



FLIN HL



GARNET QUADRA HL



JOVE CIRCLES HL



FLIN DK



GARNET BROWN



JOVE GREY

FLOOR



FLIN - MATT
30x30 cm CF#



GARNET BROWN - MATT
30x30cm CF#




JOVE GREY - MATT
30x30cm CF#


WALL



KIDDIE BASE



LATTICE CREMA



LUCID WHITE



KIDDIE HL



LATTICE COPPER DECOR



LUCID LEAFS HL



KIDDIE HL



LATTICE BROWN




LUCID GREEN

FLOOR



LATTICE BROWN - MATT
30x30cm CF#



LUCID GREEN - MATT
30x30cm CF#

CF#-COORDINATED FLOOR TILE




WALL



MAGNUM CREAM



MAGNUM CREAM



MARFIL CREMA



MAGNUM AVENUE HL



MAGNUM RETRO HL



MARFIL HEXA HL



MAGNUM ETERNO HL



MAGNUM BROWN



MARFIL BEIGE



MAGNUM BROWN

FLOOR



MAGNUM BROWN - MATT
30x30cm CF#



MAGNUM BROWN - MATT
30x30cm CF#



MARFIL BEIGE - MATT
30x30cm CF#

CF#-COORDINATED FLOOR TILE



MEDO WOOD LT



MELLOW CREAM



MEDO WOOD HL 2



MELLOW DECOR



MEDO WOOD HL 1



MELLOW BEIGE



MEDO WOOD DK

FLOOR



MEDO WOOD - MATT
30x30cm CF#




MELLOW BEIGE - MATT
30x30cm CF#


WALL



MONTAGE WHITE




NIROJANA WHITE



PALAVA LT



MONTAGE DECOR



NIROJANA DECOR



PALAVA BLOOMS HL



MONTAGE NERO



NIROJANA BLACK



PALAVA DK

FLOOR



MONTAGE NERO - MATT
30x30cm CF#




NIROJANA BLACK - MATT
30x30cm CF#




PALAVA - MATT
30x30cm CF#


CF#-COORDINATED FLOOR TILE



PALAVA LT



PALAVA LT




PLAIN IVORY



PALAVA SCALA HL



PALAVA STAR HL



PLAIN WHITE



PALAVA DK



PALAVA DK

FLOOR



PALAVA - MATT
30x30cm CF#



PALAVA - MATT
30x30cm CF#

WALL



PRIME WHITE



PRIME WHITE



SIENNA LT*



PRIME FLORA HL



PRIME LEAF HL1*



SIENNA WAVE HL



PRIME GREY



PRIME LEAF HL2*



SIENNA DK*



PRIME GREY

FLOOR



PRIME GREY - MATT
30x30cm CF#



PRIME GREY - MATT
30x30cm CF#



SIENNA DK - MATT
30x30cm CF#

*RANDOM PHASES AVAILABLE CF#-COORDINATED FLOOR TILE



WALL



TODDLER LT



TOMBOY LT



UNITAS LT



TODDLER BLUE DECOR



TOMBOY HL 1



UNITAS HL



TODDLER PINK DECOR



TOMBOY HL 2




UNITAS DK

FLOOR



UNITAS - MATT
30x30cm CF#

*RANDOM PHASES AVAILABLE CF#-COORDINATED FLOOR TILE



SKY LINER



FISH POND HL 2*



FISH POND HL 1*



FISH POND HL 2*



FISH POND HL 1*




POND PEBBLE

FLOOR



POND PEBBLE - MATT
30x30cm CF#

WALL



MISTY WHITE



DEER FOREST HL 1*



DEER FOREST HL 2*



DEER FOREST HL 1*



DEER FOREST HL 2*



DEER FOREST HL 1*




DEER FOREST HL 2*



MISTY GREY



MISTY GREY - MATT
30x30cm CF#




*RANDOM PHASES AVAILABLE CF#-COORDINATED FLOOR TILE

WALL - KITCHEN CONCEPT



COASTAL WHITE



JOVE WHITE



MEDO LINE



COASTAL KITCHEN HL



JOVE KITCHEN HL*



MEDO KITCHEN HL*



COASTAL DK



JOVE KITCHEN HL*



MEDO KITCHEN HL*




JOVE GREY



MEDO WOOD DK


WALL - KITCHEN CONCEPT



MISTY WHITE



PEARL WHITE



TOUCHWOOD LT



MISTY KITCHEN HL 1



PEARL KITCHEN HL*



TOUCHWOOD KITCHEN*



MISTY KITCHEN HL 2



PEARL KITCHEN HL*



TOUCHWOOD KITCHEN*



MISTY GREY



PEARL DARK



TOUCHWOOD DK

*RANDOM PHASES AVAILABLE CF#-COORDINATED FLOOR TILE

WALL - ELEVATION



SILT STONE BROWN




SILT STONE GREY




ELITE PLUS

30X60 CM | MATT

WALL



CRISIL WHITE



KIARA LT



PARAGON LT



CRISIL ART



KIARA HL



PARAGON HL



CRISIL MURKY



KIARA DK



PARAGON DK

FLOOR



CRISIL MURKY - MATT
30x30cm CF#



KIARA - MATT
30x30 cm CF#




PARAGON - MATT
30x30cm CF#

*RANDOM PHASES AVAILABLE CF#-COORDINATED FLOOR TILE



WALL

WALL - ELEVATION



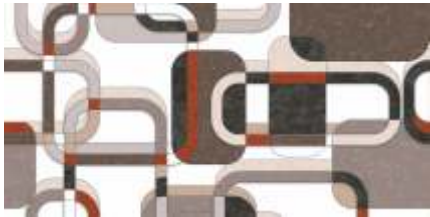
PLAID LT



MADRID BLACK



MADRID BROWN



PLAID HL 1



SILT STONE BROWN




SILT STONE GREY



PLAID HL 2



STONE BRICKS BROWN



STONE BRICKS GREY



PLAID DK



PLAID - MATT
30x30cm CF#



GLOSSY



AQUALINE FILLET



DECOLAM FILLET



MANGOWOOD FILLET



WALNUT FILLET

MATT



BEECHWOOD FILLET



GREYWOOD FILLET



MAHAGONY FILLET



OAK WOOD FILLET



PINEWOOD FILLET



TEAKWOOD FILLET





30X45 CM WALL CONCEPTS



Extensive
Design Range



Interior Wall
Application



Easy
Maintenance



Digitally
Printed



High Quality
Glazing




WALL



ASH WHITE



AVINS LT



AXIN PINK LT



ASH AVENUE HL



AVINS HL




AXIN PINK HL



ASH GREY



AVINS DK



AXIN PINK DK


FLOOR



CEMENTO GRIS - MATT
30x30 cm CF#



AVINS - MATT
30x30cm CF#

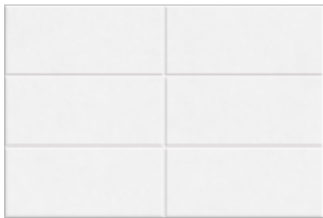


AXIN PINK - MATT
30x30 cm CF#


*RANDOM PHASES AVAILABLE CF#-COORDINATED FLOOR TILE



WALL




AYYAN WHITE




BOSON LT



CALLON LT



CHARM LT



AYYAN HL*



BOSON HL1*



CALLON HL



CHARM HL




AYYAN HL*



BOSON DK



CALLON DK



CHARM DK



AYYAN GREY

FLOOR




AYYAN GREY-MATT
30x30cm CF#



BOSON - MATT
30x30 cm CF#



CALLON - MATT
30x30 cm CF#



CHARM - MATT
30x30 cm CF#


*RANDOM PHASES AVAILABLE CF#-COORDINATED FLOOR TILE



CHEERFUL LT



CRAZIER LT



CUBOS LT



DALTRIX LT*



CHEERFUL HL




CRAZIER HL




CUBOS HL1



DALTRIX HL



CHEERFUL DK



CRAZIER DK



CUBOS HL2



DALTRIX DK*




CUBOS DK

FLOOR



CHEERFUL - MATT
30x30 cm CF#



CRAZIER - MATT
30x30 cm CF#




CUBOS - MATT
30x30 cm CF#



DALTRIX - MATT
30x30 cm CF#

WALL




DAZZLE WHITE



DIANA CREAM



DONZO LT



DRY FLOWER BODY



DAZZLE TREE



DIANA BROWN HL



DONZO HL 2



DRY FLOWER HL



DAZZLE BLACK



DIANA BROWN




DONZO DK



DRY FLOWER BASE

FLOOR



DAZZLE BLACK - MATT
30x30cm CF#



DIANA BROWN - MATT
30x30cm CF#




DONZO - MATT
30x30cm CF#




DRY FLOWER - MATT
30x30cm CF#

*RANDOM PHASES AVAILABLE CF#-COORDINATED FLOOR TILE




DUNE SNOW



EAGEL LT



FEATHER CREAM



FLUX WHITE



DUNE SNOW HL



EAGEL HL



FEATHER HL



FLUX HL



DUNE BLUE



EAGEL DK



FEATHER BROWN



FLUX GREY

FLOOR




DUNE - MATT
30x30 cm CF#



EAGEL - MATT
30x30 cm CF#



FEATHER - MATT
30x30 cm CF#



FLUX - MATT
30x30 cm CF#


WALL



FOUNTAIN LT



GARCIA LT



GARDENIA LT



GEMS LT



FOUNTAIN HL 1



GARCIA HL



GARDENIA HL 2



GEMS HL



FOUNTAIN HL 2



GARCIA DK



GARDENIA HL 1



GEMS DK



FOUNTAIN GREEN



GARDENIA DK

FLOOR



FOUNTAIN GREEN - MATT
30x30cm CF#



GARCIA - MATT
30x30 cm CF#



GARDENIA - MATT
30x30cm CF#



GEMS - MATT
30x30 cm CF#


CF#-COORDINATED FLOOR TILE



WALL




GLIMPS AQUA LT



GRANULA PLUS WHITE




HAZEL LT



KERINS LT



GLIMPS AQUA HL



GRANULA FLORA PLUS HL



HAZEL FLORA HL



KERINS HL



GLIMPS AQUA DK



GRANULA PLUS BLACK




HAZEL DK



KERINS DK

FLOOR



GLIMPS AQUA - MATT
30x30cm CF#



GRANULA PLUS BLACK - MATT
30x30cm CF#



HAZEL - MATT
30x30 cm CF#



KERINS - MATT
30x30 cm CF#

CF#-COORDINATED FLOOR TILE




LATIN CREAM



LAVISH WHITE



LEATHER WHITE



LINEN WHITE




LATIN HL



LAVISH LEAF HL



LEATHER LEAF HL



LINEN RIPPLE DECOR



LATIN BEIGE



LAVISH GREEN



LEATHER GREY



LINEN GREY

FLOOR



LATIN - MATT
30x30 cm CF#



LAVISH - MATT
30x30 cm CF#




LEATHER - MATT
30x30 cm CF#




LINEN GREY - MATT
30x30 cm CF#


WALL



LINEN WHITE



LUXOR WHITE



LUXOR WHITE



MACAUBA SKY



SPRING FLOWER



LUXOR GREEN HL




LUXOR BLUE HL




MACAUBA ARENA



LINEN BLUE



LUXOR GREEN




LUXOR BLUE



MACAUBA AZUL


FLOOR



LINEN BLUE - MATT
30x30 cm CF#



LUXOR - MATT
30x30 cm CF#



LUXOR - MATT
30x30 cm CF#




MACAUBA AZUL - MATT
30x30 cm CF#

CF#-COORDINATED FLOOR TILE




MARS LT



MATRICA LT



MEDO WOOD LT



NETRA LT



MARS MAPPLE HL



MATRICA HL



MEDO PARROT HL 2



NETRA HL




MARS DK



MATRICA DK



MEDO PARROT HL 1



NETRA DK



MEDO WOOD DK

FLOOR




MARS - MATT
30x30 cm CF#



MATRICA - MATT
30x30cm CF#




MEDO WOOD - MATT
30x30cm CF#




NETRA - MATT
30x30cm CF#

WALL



QULION PLUS WHITE



RAYON CREAM



RIA LT



RESTING BIRDS LT



QULION PLUS HL



RAYON MAPLE HL



RIA HL



RESTING BIRDS HL



QULION PLUS GREY



RAYON BROWN



RIA DK



RESTING BIRDS HL F2



RESTING BIRDS DK

FLOOR



QULION PLUS GREY-MATT
30x30 cm CF#



RAYON BROWN-MATT
30x30cm CF#




RIA - MATT
30x30 cm CF#

CF#-COORDINATED FLOOR TILE



WALL




SAINER LT



SCINTILA LT



SENZ LT



SHAPER LT



SAINER HL



SCINTILA HL



SENZ HL-1



SHAPER HL



SAINER DK



SCINTILA DK



SENZ HL-2



SHAPER DK



SENZ DK

FLOOR



SAINER - MATT
30x30 cm CF#



SCINTILA - MATT
30x30cm CF#




SENZ - MATT
30x30 cm CF#



SHAPER - MATT
30x30 cm CF#


CF#-COORDINATED FLOOR TILE




SIMONY WHITE



SPANISH WHITE



STARLET IVORY



SUBSTANCE LT



SIMONY HL




SPANISH AZUL HL



STARLET HL



SUBSTANCE SILVER HL




SIMONY GREY



SPANISH AZUL



STARLET BROWN



SUBSTANCE SILVER

FLOOR



SIMONY GREY-MATT
30x30cm CF#



SPANISH - MATT
30x30cm CF#



STARLET - MATT
30x30cm CF#



SUBSTANCE SILVER - MATT
30x30cm CF#


WALL



TENESEE LT



TWINKLE CREAM



WAFFEL LT



WATER WAVES WHITE



TENESEE HL



TWINKLE STAR BROWN HL



WAFFEL HL




WATER WAVES HL 2



TENESEE DK



TWINKLE BROWN



WAFFEL DK



WATER WAVES HL1



WATER WAVES AQUA


FLOOR



TENESEE - MATT
30x30cm CF#



TWINKLE BROWN - MATT
30x30cm CF#



WAFFEL - MATT
30x30 cm CF#




WATER WAVES AQUA - MATT
30x30cm CF#

CF#-COORDINATED FLOOR TILE




WISKIN LT




PLAIN WHITE



WISKIN HL



PLAIN IVORY



WISKIN DK




PLAIN SKY BLUE



WISKIN - MATT
30x30 cm CF#

WALL



QULION PLUS WHITE



SNOW LAND HL 1*



SNOW LAND HL 2*



SNOW LAND HL 1*



SNOW LAND HL 2*



SNOW LAND HL 1*




SNOW LAND HL 2*



QULION PLUS GREY



QULION PLUS GREY - MATT
30x30 cm CF#



WALL - KITCHEN CONCEPT



ABLEY LT



BIANCO



BOX WOOD LT



ETHOS LT



ABLEY HL



BIANCO HL*



BOX WOOD HL1*



ETHOS HL*



BOX WOOD HL2*



ETHOS HL*



BOX WOOD DK



ETHOS LT

*RANDOM PHASES AVAILABLE



WALL - KITCHEN CONCEPT



DINE CLUB LT



DINE CLUB LT



DINE CLUB LT



DINE CLUB LT



DINE CLUB LT HL 1*



DINE CLUB LT HL 2*



DINE CLUB DK HL 1*



DINE CLUB DK HL 2*



DINE CLUB LT HL 1*



DINE CLUB LT HL 2*



DINE CLUB DK HL 1*



DINE CLUB DK HL 2*



DINE CLUB DK



DINE CLUB DK




DINE CLUB DK




DINE CLUB DK


*RANDOM PHASES AVAILABLE




FISCH LT



FLEECE SNOW



FUSION LT GREY



LACE LET



FISCH HL 1



FLEECE KITCHEN HL*



FUSION KITCHEN*



LACE LET HL 1



FISCH HL 2



FLEECE KITCHEN HL*



FUSION KITCHEN*



LACE LET HL 2



FISCH HL 3



FLEECE NERO



FUSION KITCHEN*



FUSION DK GREY

WALL - KITCHEN CONCEPT



MY KITCHEN LT



NOVIS LT



OLIVELINE PLUS LT



PINE PITCH PLUS



MY KITCHEN HL*



NOVIS HL 1



OLIVELINE PLUS HL



PINE PITCH HL



MY KITCHEN HL*



NOVIS HL 2



OLIVELINE PLUS DK



PINE PITCH PLUS




MY KITCHEN HL*



MY KITCHEN DK

*RANDOM PHASES AVAILABLE



STEAM WHITE



VANILLA WHITE KIT



WEAVE CREAM



ZEAL LT KIT



STEAM DROPS HL*



VANILLA HL KIT*



WEAVE HL*



ZEAL HL KIT*



STEAM DROPS HL*



VANILLA HL KIT*



WEAVE HL*



ZEAL HL KIT*



STEAM GREY



VANILLA HL KIT*



WEAVE BROWN



ZEAL HL KIT*



VANILLA BLACK KIT

WALL - POOJA CONCEPT



ACHINTYA - LT



MAITRI - LT



ACHINTYA - HL-1




MAITRI - HL-1



ACHINTYA - HL-2



MAITRI - HL-2





WALL - ELEVATION (HT)



ARCTIC AQUA



LACKER NERO



LACKER NERO LEAF



LITHO LEAF GRN

WALL - ELEVATION



LIGNITE BEIGE



LIGNITE MIX



NERO JADE



PEBBELER CAMEO



PEBBELER CREST



PEBBELER GLOW



RUST STONE GREY



STRIPSEE STONE



STRIPSEE WOOD



WEAVE STONE AQUA



WEAVE STONE GREY



WEAVE STONE SNOW

WALL - ELEVATION




WEAVE WOOD BROWN



WHITE LEAF JADE



WALL



KINNON LT




MAGILL LT



KINNON HL



MAGILL HL



KINNON DK



MAGILL DK



KINNON - MATT
30x30 cm CF#



MAGILL - MATT
30x30 cm CF#



WALL - ELEVATION (HT)



ARCTIC BIANCO



ARCTIC BROWN



ARCTIC NERO



LACK STONE BRN



LACKER GREY



LACKER GREY DÉCOR



LACKER MIX



LACKER WHT



LACKER WHT DÉCOR



LEAF CLUB GOLD



LEAF CLUB GREY



LITHO LEAF BRN



LITHO LEAF MIX



LITHO LEAF NATURA



LYNA BRICKS



MONOLITH BROWN



MONOLITH GREY



REEF CREAM



REEF GREY



REEF TAN



REEF WHITE




RIDER




ROCK LANE




TRIBAL*




VERTEX GOLD




VERTEX GREY



VERTEX MIX



VERTEX NERO



VERTEX RED


WALL - ELEVATION



FUME STONE GREY




MIKADO BLUE



STONE LEAF GREY

A journey from tiles to lifestyles - measured in square feet

H&R Johnson (India) is a division of Prism Johnson Limited, one of India's foremost Integrated Building Materials conglomerates.



Established in 1958, Johnson is one of the oldest and trusted brands in the country. Built on the strong and unswerving foundations of quality and innovation, this trust has only grown in these decades gone by; and continues to grow. Starting with tiles, the brand soon diversified into offering lifestyle solutions in the realms of Engineered Marble & Quartz and Bath Solutions. There by becoming India's most Integrated Lifestyle Solutions brand. Every product that comes bearing the H&R Johnson insignia is a symbol of the same quality and innovation focused on adding value to the lives of our consumers.

Pioneering Innovations, A Way of Life

At H&R Johnson the term innovation is at the heart of everything we do. That's why it is backed by credible research. Every product attempts to fill in a void left by conventional offerings in the category, in an innovative manner. It's this value we place on cutting-edge innovation that makes us strive for more and eventually deliver more. A quality and a way of working that has redefine consumer lifestyles and expectations.

- | | |
|--|---|
| <ul style="list-style-type: none">• Anti-skid & Water-repellent Tiles for Bathrooms• Rectified Wall Tiles• Johnson Marbonite - Vitrified Wall and Floor Tiles• Joint Free Tiles | <ul style="list-style-type: none">• Large Format Slabs• Digitally Printed Wall & Floor Tiles• Germ Free Tiles & Sanitaryware• Exterior & Industrial Flooring Solutions |
|--|---|

India's Most Integrated Tile Manufacturing Company



Self-owned Felspar Mines



Making Punches & Dies



Manufacturing of Soluble Salts and Inks

Being India's most trusted tiling brand requires that trust to be maintained in every stage of developing each and every product that bears the name of the brand. That's why at H&R Johnson, our Felspar Mines are Self-owned, the soluble salts and inks are manufactured in-house, and even the dies and punches are made in-house. All, so that every step in the process comes with the same quality and assurance, that you expect from us.



Manufacturing Excellence

Johnson has the most modern manufacturing units across strategic locations in India. Our manufacturing facilities employ the best technology from world leaders in tile manufacturing equipment. All our plants are ISO compliant with both 9001 and 14001 certifications as well as OHSAS 18001 certification.



Certifications



Johnson is India's largest tile manufacturer. It's commitment to quality, service and innovation is backed by certification from the world's leading accreditation bodies.

ISO 9001: 2015
For implementing a Quality Management System for the Manufacture and Supply of Ceramic Tiles.

ISO 45001: 2018
For implementing an Occupational Health & Safety Management System for the Manufacturing of Ceramic Tiles.

ISO 14001: 2015
For implementing an Environmental Management system for the Manufacturing of Ceramic Tiles

Certificate of Merit for Energy Conservation, Bureau of Energy Efficiency, Ministry of Power A Recognition for the efficient use of energy and its conservation.

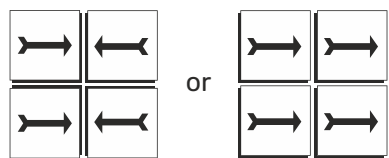
Plant has received Safety award by National Safety Council

GreenPro is a product certification given by the Confederation of Indian Industry (CII) which signifies environmentally conscious life cycle of the production; certification for eco-friendly products that helps customers make an informed choice towards sustainable products.

Griha
Griha council is a joint initiative of Ministry of New and Renewable Energy, GOI and The Energy and Resources Institute of implement Griha. India's national rating system for sustainable habitats

Johnson Wall Tile Fixing Instructions

1. Plaster the surface to be tiled with a good finish and complete the rendering and curing at least two weeks prior to tiling. **DO NOT FIX TILES ON FRESH SURFACE.**
2. Before fixing the tiles, lay them out in the desired pattern and make sure that they give an acceptable blend of shade, colour and design. Also make sure that the tiles are acceptable to your satisfaction. Please note that certain amount of shade&size variation is inherent in all ceramic products.
3. The company bears no responsibility towards the tiles exposed to outside process like transfers, printing, firing etc.
4. For fixing these tiles, we recommend using an appropriate product from the range of tile fixing adhesives from the ARDEX ENDURA (INDIA) PVT. LTD. Please follow the adhesive manufacturer's recommendations and instructions for best results.
5. For fixing the setiles using sand and cement, follow the instruction given below:
 - a) Use cement and sand mortar in the ratio of 1:3. Add some water to create a consistent paste.
DO NOT USE NEAT CEMENT FOR FIXING TILES.
 - b) Once the mixing has been completed, do not add more water and use the mixture within one hour.
 - c) Soak the tiles in clean water at least 30minutes before fixing
 - d) Remove the tiles from the water and allow them to drain to ensure that there is no film of water on the tile surface.
 - e) Apply a 15-20mm layer of bedding material evenly over an area of 1 square meter at a time on the surface of the area. Apply a fine slurry to the back of the tile to ensure proper and full bedding. Press gently for even adherence at the back of the tile. **DO NOT USE AN IRON HAMMER OR SOME HEAVY MATERIAL TO PRESS THE TILE.**
6. Mark and lay out the tiles from the center of the area to be laid so that cut tiles, if any, will be on the outer edges towards walls.
7. The nominal/work size of the tile is as printed on the carton. It is advisable to maintain a gap of 1mm to 2mm between two tiles to allow for possible expansion as per ISO tolerance norms.
8. Wait for 24 hours after fixing the tiles. After this period, fill the joints with cementitious or epoxy grouts from ARDEX ENDURA (INDIA) PVT. LTD.
9. Fifteen minutes after the grouting process, wipe off the excess grout with a damp sponge and polish the tiles with a soft, dry cloth.
10. Please note that wall tiles are specially manufactured for use on the wall only. **DO NOT FIX WALL TILES ON THE FLOOR.**
11. For cleaning tiles, use a moist cloth or sponge with water or diluted soap solution. You can also use tile & stone cleaners from ARDEX ENDURA (INDIA) PVT. LTD. **DO NOT SCRUB OR SCRATCH.**
12. DO NOT USE ACID/ALKALI/SOLVENT/OILS/CLEANING POWDERS ETC. FOR CLEANING TILES.
13. Please note: The company does not accept any liability in case of problems arising out of non-adherence to these tile fixing instructions.
14. **THE COMPANY WILL BEAR NO RESPONSIBILITY AFTER THE TILES ARE FIXED.**



NOTHING IN THESE INSTRUCTION IS A SUBSTITUTE FOR GOOD WORKMANSHIP AND SUPERVISION

TECHNICAL SPECIFICATION

S. No	Property	ISO 13006:2018 / EN 14411 Group BIII Requirement	Indian Standard IS 15622:2017 Group B III Requirement	Johnson Wall (Rectified) Value	Test Method
	Dimensions & Surface Quality	whichever is less applicable. Rectified edge	Rectified		
1	Deviation in Length & Width	± 0.3% or ±1.0mm	± 0.2 %	± 0.2 %	ISO 10545-2/IS 13630-1
2	Deviation in Thickness	± 10% or ±0.5mm	± 5 %	± 5 %	ISO 10545-2/IS 13630-1
3	Straightness of Sides	± 0.3% or ±0.8mm	± 0.15 %	± 0.15 %	ISO 10545-2/IS 13630-1
4	Rectangularity	± 0.3% or ±1.5mm	± 0.2 %	± 0.2 %	ISO 10545-2/IS 13630-1
5	Surface Flatness	± 0.4% or ±1.8mm	± 0.3 %	± 0.3 %	ISO 10545-2/IS 13630-1
6	Surface Quality	Min 95% free from visible defects	Min 95% free from visible defects	> 95% free from visible defects	ISO 10545-2/IS 13630-1
	Physical Property				
7	Water Absorption	Average > 10%, when the average exceeds 20%, this should be indicated by manufacturer. Individual min value 9%.	Average > 10%, when the average exceeds 20%, this should be indicated by manufacturer. Individual min value 9%.	E > 10%	ISO 10545-3/IS 13630-2
8	Modulus of Rupture	12 N/mm ² , Min for Thickness. ≥ 7.5mm and 15N/mm ² Min for thickness < 7.5 mm	12 N/mm ² , Min for Thickness ≥ 7.5mm and 15N/mm ² Min for thickness < 7.5 mm	≥ 12 N/mm ² , for Thickness ≥ 7.5 mm and 15 N/mm ² for Thickness < 7.5 mm	ISO 10545-4/IS 13630-6
9	Breaking Strength	200 N, Min for thickness < 7.5 mm, 600 N Min for thickness ≥ 7.5 mm	200 N, Min for thickness < 7.5 mm, 600 N Min for thickness ≥ 7.5 mm	≥ 200 N, Min for thickness < 7.5 mm, ≥ 600 N for thickness ≥ 7.5 mm	ISO 10545-4/IS 13630-6
10	Moisture expansion	Report value	0.04 mm/m, Max	≤ 0.04 mm/m	ISO 10545-10/IS 13630-3
11	Scratch hardness of surface (Moh's scale)	Not Required	3, Min	≥ 4	IS 13630 -13
12	Impact Resistance Coefficient of Restitution	Report value	0.55, mm	≥ 0.55	ISO 10545-5/IS 13630 -14
13	Coefficient of Linear Thermal Expansion	Report value	Max, 9 x 10 ⁻⁶ K ⁻¹	≤ 9 x 10 ⁻⁶ K ⁻¹	ISO 10545-8/IS 13630-4
14	Thermal Shock Resistance	Report result	10 cycles Min	No Damage	ISO 10545-9/IS 13630 -5
15	Crazing Resistance of Glazed Tiles	Report result	4 cycles @7.5 bar Min	No Damage	ISO 10545-11/IS 13630-9
16	Chemical Property (cleansers except to cleansing agents containing Hydrofloric acids and its compounds)				
a	Resistance to Staining - Glazed Tiles	Class 3	Class 1, Min	Class 3, (ISO)/ Class 1 (BIS)	ISO 10545-14/IS 13630-8
b	Resistance to Household Chemicals and Swimming Pool water cleansers	GB	AA	GB/AA	ISO 10545-13/IS 13630-8
c	Resistance to acids and alkalis (Glazed Tiles)	Report result	Report result	GA	ISO 10545-13/IS 13630 -8
17	Color Resistance to UV light	Report result	-	No change in colour	DIN 51094
18	Lead & Cadmium Release- for Glazed Tiles, where required	Report value	-	Nil	ISO 10545-15

* ISO / IS technical specifications for Johnson tiles are applicable only for premium /1st Quality tile
Please inspect all tiles prior to installation, company will not entertaining complaints once tiles are laid/ fixed

PACKING DETAILS

Product	No of Tiles/Box	Approx Area/Box (sq m)	Approx Weight/Box (kgs)	Approx Cartons/ 20' Container	Approx Area per Container (sq m)
30x60 Digital HT	5	0.90	15.75	1714	1543
30x60 Digital	5	0.90	14.75	1830	1647
30x60 Digital	6	1.08	17.00	1588	1715
30x45 digital HT	6	0.81	11.75	2297	1861
30x45 digital	6	0.81	11.75	2297	1861
30x30 CF	9	0.81	11.6	2327	1885

YOU CAN ALSO REACH US AT

Region	Branch	Tel.:	Region	Branch	Tel.:
East	Kolkata	033-46021880	North	Jaipur	0141-2368329
	Bhubaneshwar	0674 6539836 / 37 / 2430240		Lucknow	0522-2721699
	Siliguri	9836065812		Varanasi	0542-2222620
	Guwahati	8135846661 / 7575900492		Patna	9576038781
	Ranchi	9576038118	South	Bengalure	080-22234310 / 080-22234330
West	Mumbai	022-40647500		Hyderabad	040-29802270 / 71 / 72
	Thane	022-25867600 / 666		Vijayawada	9666429666
	Pune	020-41301164 / 31		Vishakhapatnam	0891-2796376
	Aurangabad	8669600748		Tirupati	9121228960
	Ahmedabad	079-48480010		Kochi	0484-4871277
	Raipur	0771-4919129		Kozhikode	0422-4382698
	Indore	0731-4007441		Thiruvananthapuram	0471-2720141
North	Jalandhar	0182-4505038 / 39		Chennai	044-28544116 / 28541881
	Chandigarh	0172-4697100		Coimbatore	0422-4382698
	Delhi	011-49526600		Madurai	0452-4355584 / 4355594
				Trichy	9486718544

EXPERIENCE CENTERS

Location	Address	Tel.:
Kolkatta	HOUSE OF JOHNSON - 83 JBS Haldane Avenue, TOPSIA Trinity towers Kolkata - 700046	033-46021880
Guwahati	HOUSE OF JOHNSON - 1st Floor, Above Royal Riders Honda, Near Rahul Kata, Pub Bragaon, Garchuk, Guwahati - 781035	7575900492
Bhubaneshwar	HOUSE OF JOHNSON - Ray Tower, 1st Floor, N4/237, Indradhanu market, IRC Village, Nayapalli, Bhubaneshwar, Orissa - 751015	0674 6539836 / 37 / 2430240
Patna	HOUSE OF JOHNSON – SK Builders and colonizer Pvt.Ltd.,1st Floor, SK Palace, Saguna more, Bihar – 801503.	9702651243
Chandigarh	HOUSE OF JOHNSON - SCO 214, sector14, Panchkula, Haryana - 134109	0172-4637724
Delhi	HOUSE OF JOHNSON - First & Mezzanine Floor, B-1/G-3, Mohan Industrial Estate, Mathura Road, New Delhi - 110094.	11-49526600
Lucknow	HOUSE OF JOHNSON - 1st Floor, Prithvi Ratan Height,Plot No CP-4, Vijayant khand - 3, Gomtinagar Yojna, Lucknow - 226028	0522-2721699
Varanasi	HOUSE OF JOHNSON - Ashakunj, 1st floor, D59/103 D4, Opp Siddharth Complex, Sigra Mehmoorganj Road, Varanasi - 221010	0542-2222620
Aurangabad	House Of Johnson Aurangabad - Gut No 16/44, NH-211, Near Balapur Phata, Near Ramkisan Lawns, Beed Bypass Road Aurangabad 431005	8669600748
Pune	HOUSE OF JOHNSON - Sable House, Poona Snuff Factory, Sr. No 11A, Plot 408/4/5, Satara Road, Gultekadi, Pune - 411037	7350009364
Thane	HOUSE OF JOHNSON - Shop No.5, Gr.Floor, Cosmos Jewels, Near Dmart, Anand Nagar, Ghodbunder Road, Thane West - 400615	8424003247
Mumbai - Andheri	HOUSE OF JOHNSON - 1st flr, Bonanza, Sahar Plaza, Nr Hotel Kohinoor continental, J B Nagar, Andheri Kurla Road, Andheri East, Mumbai - 400059	8108030975
Ahmedabad	HOUSE OF JOHNSON - F 106-107, Shivalik Plaza, IIM Road, Panjrapole Cross Road, Ahmedabad, Gujarat - 380015	079-48480010
Indore	HOUSE OF JOHNSON - Shop No 5, 6, 7 and 8, Upper Ground Floor, Exotica, Shalimar Township, Village Niranjapur, A. B. Road, Indore, Madhya Pradesh - 452001	0731-4007441
Raipur	HOUSE OF JOHNSON - 2nd Floor, MM Silver Plaza, Opp Udyog Bhawan, Ring Road - 1, Raipur, Chattisgarh - 492001	771-4919129
Coimbatore	HOUSE OF JOHNSON - Elysium Towers, Park Gate Rd, No. 21, ATT Colony, Gopalapuram, Coimbatore - 641018	0422-4382698
Chennai	HOUSE OF JOHNSON - 82, 84 & 86 Bascon Maeru, 1st floor, Kodambakkam High Road, Nungambakkam, Chennai - 600034	044-48611632
Kochi	HOUSE OF JOHNSON - Door no. 11/300 f, Next to VTJ Hyundai, NH 47 Kundanoor, Maradu, Kochi, Ernakulam - 682304	0484-4871277
Kozhikode	HOUSE OF JOHNSON - Tilal Tower, Near Nexa Showroom, Kudilthod, Malaparamba bypass, Kozikode, Kerala - 673017	0495-2357505
Thiruvananthapuram	HOUSE OF JOHNSON -1st Floor, Sreedhanya Apex, TC 22/3720 (4) Vellayambalam, Sasthamangalam PO, Thiruvananthapuram, Kerala - 695010	0471-2720141
Bengalure	HOUSE OF JOHNSON - No.39, Rajaram Mohan Roy Road , Opp. Kanteerava indoor Stadium, Bengalure - 560027	080-22234310 / 080-22234330
Bengalure	HOUSE OF JOHNSON - Dodda Banaswadi, Opp. New Baldwin Residential School, Bengalure-560043	080-41692976 / 41692060
Hyderabad	HOUSE OF JOHNSON - SP Jubilee Crown (3rd Floor) Plot - 1270, Road No.36, Jubilee Hills, Hyderabad – 500033	8897525143

For address and contact numbers of our Johnson Exclusive Showrooms and Authorized Retailers, please visit our website www.hrjindia.com



Toll Free No.: 1800-210-7484

WhatsApp No.: +91 84510 57484

Email: tiles.customercare@prismjohnson.in

For Export Enquires, Email:

exports.customercare@prismjohnson.in

PRISM JOHNSON LIMITED

H & R JOHNSON (INDIA) DIVISION

Corporate Office:

7th Floor, Windsor, C. S. T. Road, Kalina,
Santacruz (East), Mumbai - 400 098, India.

Tel: +91-22-40647300

Website: www.hrjohnsonindia.com

Registered Office: 305, Laxmi Niwas Apartments, Ameerpet
Hyderabad - 500016, Telangana, India.

Download App



Download E-Catalogue



HRJIndia



@hrjohnsonofficial



Hrjohnsonindia



hrjohnson_india



h-&-r-johnson-india-prism-johnson-limited



HRJohnsonIndia1